

## Lifting Point RUD B-ABA



### Product information

**Marking:** According to standard

**Temperature range:** -40°C up to +100°C.

**Standard:** EN 1677-1, EN ISO 12100

**Safety factor:** 4:1

Part Code	WLL ton	A mm	B mm	C mm	D mm	E mm	F mm	G mm	H mm	L mm	M mm	T mm	Weight kg
42157906266	1.6	75	16	100	35	16	62,5	55	55	13	M10	47	0.88
42157906267	3.2	92	23	137	50	21	86	70	75	16	M12	65	2.01
42157906268	5	113	27	172	60	28	108	84	95	24	M16	80	4.07
42157906269	10	146	38	228	80	36	141	110	125	25	M20	105	9.31
42157906270	20	200	52	272	115	40	188	150	75	30	M24	148	18.77
42157906271	31.5	230	64	320	130	50	220	175	87.5	40	M30	170	29.5

## Technical data




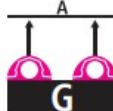
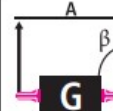
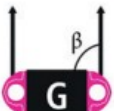
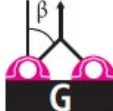

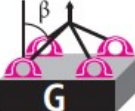

Method of lift													
number of legs	1	1	1	2	2	2	2	2	2	2	3/4	3/4	3/4
Angle of inclination	0°-7°	90°	90°	0°-7°	90°	90°	0-45°	45°-60°	Unsymm.	0-45°	45°-60°	Unsymm.	
Faktor	1	1	1	2	2	2	1.4	1	1	2.1	1.5	1	
Type	For the max. total load weight >G< in metric tons [t]												
B-ABA 1.6 t	1.6	1.6	1.6	3.2	3.2	3.2	2.2	1.6	1.6	3.4	2.4	1.6	
B-ABA 3.2 t	3.2	3.2	3.2	6.4	6.4	6.4	4.5	3.2	3.2	6.8	4.8	3.2	
B-ABA 5 t	5.0	5.0	5.0	10	10	10	7.1	5	5	10.6	7.5	5	
B-ABA 10 t	10.0	10.0	10.0	20	20	20	14.1	10	10	21.2	15	10	
B-ABA 20 t	20.0	20.0	20.0	40	40	40	28	20	20	42	30	20	
B-ABA 31.5 t	31.5	31.5	31.5	63	63	63	45	31.5	31.5	67	47.5	31.5	
At a lift with one strand and two parallel strands where the inclination angles are at the max. $\pm 7^\circ$ . the lifting method can be assumed as a vertical lift.							When lifting with two, three or four leg lifting means, inclination angles of less than $15^\circ$ shall be avoided, if possible (Risk of instability).						

Table 3: WLL in [t]

# Blueprint

