



Lifting Eye RUD ACP-TURNADO with variable length


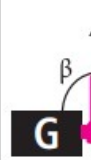
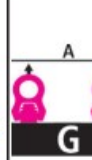


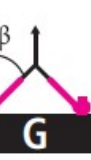




Product information

- Innovative RUD spring mechanism
- No stopping of the lifting bale
- No dangerous transverse loads - no worst case
- Integrated RFID transponder to make checks easier
- Wear lenses for checking discard criteria

Safety factor: 4:1

Part Code	WLL ton	A mm	B mm	C mm	D mm	E mm	F mm	G mm	H mm	I mm	K mm	L mm	M mm	N mm	T mm
42158600644190	16	106	32	32	82	70	42-290	60	190	65	168	250	M42	14	189
42158600644290	16	106	32	32	82	70	42-290	60	360	65	168	277	M42	14	189

Technical data

Lifting method											
Number of legs	1	1	2	2	2	2	2	3 / 4	3 / 4	3 / 4	
Inclination angle β	0°-7°	90°	0°-7°	90°	0-45°	>45-60°	Un-symm.	0-45°	>45-60°	Unsymm.	
Factor	1	1	2	2	1.4	1	1	2.1	1.5	1	
factor 4:1	Safety factor 4:1	For max. total load in metric tons, bolted and adjusted to the direction of pull									
	ACP M8	0.7	0.7	1.4	1.4	0.98	0.7	0.7	1.47	1.05	0.7
	ACP M10	1	1	2	2	1.4	1	1	2.1	1.5	1
	ACP M12 / 1/2"	1.35	1.35	2.7	2.7	1.9	1.35	1.35	2.84	2	1.35
	ACP M16 / 5/8"	2.5	2.5	5	5	3.5	2.5	2.5	5.25	3.75	2.5
	ACP M20 / 3/4"	4	4	8	8	5.6	4	4	8.4	6	4
	ACP M24 / 1"	6.3	6.3	12.6	12.6	8.8	6.3	6.3	13.2	9.4	6.3
	ACP M30 / 1 1/4"	8	8	16	16	11.2	8	8	17	11.8	8
	ACP M36	15	12.5	30	25	17	12.5	12.5	26.5	19	12.5
	ACP 1 1/2"	16	14	32	28	19.6	14	14	29.4	21	14
	ACP M42	18	16	36	32	22.4	16	16	33.6	24	16
	ACP 1 3/4"	18	16	36	32	22.4	16	16	33.6	24	16
	ACP M48	25	20	50	40	28	20	20	42	30	20
	ACP 2"	25	22	50	44	30.8	22	22	46.2	33	22
	ACP M52	26	24	52	48	33.6	24	24	50.4	36	24
ACP M56	32.5	27	65	54	38	27	27	57	40.5	27	
ACP M64 / M72 / M80 / M90 / M100	35	32.5	70	65	46	32.5	32.5	69	49	32.5	

Blueprint

